



# **Crime and safety in Norfolk**

What do you think?

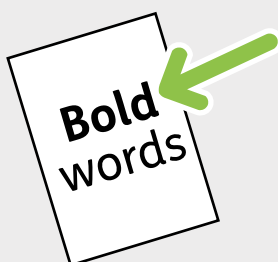
# Easy Read



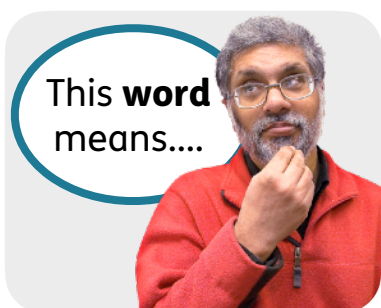
This is an Easy Read version of some information. It may not include all of the information but it will tell you about the important parts.



This Easy Read booklet uses easier words and pictures. Some people may still want help to read it.



Some words are in **bold** - this means the writing is thicker and darker. These are important words in the booklet.



Sometimes if a bold word is hard to understand, we will explain what it means.



[Blue and underlined](#) words show links to websites and email addresses. You can click on these links on a computer.

# What is in this booklet

How to send us your survey.....4

About this booklet.....5

About the Norfolk Community Safety Partnership (NCSP).....6

About this survey .....7

Survey questions .....10

Thank you .....37

# How to send us your survey

You can print out and fill out paper copy of the survey and send it to:



Community Safety Partnership  
Office of the Police and Crime  
Commissioner for Norfolk  
Jubilee House  
Falconers Chase  
Wymondham  
Norfolk  
NR18 0WW



You can fill out a digital copy and email it to us here: [ncsp@norfolk.police.uk](mailto:ncsp@norfolk.police.uk)



If you are getting support to complete the survey, you can fill it in online here: [www.smartsurvey.co.uk/s/RYE7L7](http://www.smartsurvey.co.uk/s/RYE7L7)




# About this booklet



This survey is from the **Norfolk Community Safety Partnership (NCSP)**.



Norfolk is one of the safest counties in the UK.



But it still has some problems with crime and **anti-social behaviour**.

**Anti-social behaviour** is doing things to scare or annoy other people.



Please fill out this survey to tell us about your experiences with crime and anti-social behaviour in Norfolk.



Your answers will help us to make better plans and check how well our plans are working.

# About the Norfolk Community Safety Partnership (NCSP)



The **Norfolk Community Safety Partnership (NCSP)** works together to help stop crime and keep Norfolk safe for everyone.



It is made up of lots of different groups, including local councils, the police and other public services.



The Office of the Police and Crime Commissioner in Norfolk helps to run the NCSP.

A **Police and Crime Commissioner** is in charge of the police and keeping people safe.



This helps all of the groups to do good work and spend time and money in the best way.

# About this survey



You must complete the survey by 31 August 2025.



Your answers will be **anonymous**.

That means no one will be able to tell that your answers were from you.



If you tell us any personal information, we will not share this personal information in our reports.



We will only use your answers if you finish the survey.



We will follow the law about how to keep your information safe and private.

# If you need to make a report



Please do not use this survey to report crime or anti-social behaviour.



To report a crime, please visit this website:

[www.norfolk.police.uk/ro/report/ocr/af/how-to-report-a-crime](http://www.norfolk.police.uk/ro/report/ocr/af/how-to-report-a-crime)



To report anti-social behaviour, please visit this website:

[www.norfolk.gov.uk/article/43971/Report-anti-social-behaviour](http://www.norfolk.gov.uk/article/43971/Report-anti-social-behaviour)

# If you need support



**Norfolk & Suffolk Victim Care** can give you free help if you have been affected by a crime in Norfolk or Suffolk.



You can visit the **Norfolk & Suffolk Victim Care** website here:

<https://nsvictimcare.org>



We can give you support if you have faced domestic abuse or sexual abuse.



You can find out more about this support here:

[www.norfolk-pcc.gov.uk/services-we-provide/supporting-victims-and-protecting-the-vulnerable/help-for-victims-of-domestic-and-sexual-abuse](http://www.norfolk-pcc.gov.uk/services-we-provide/supporting-victims-and-protecting-the-vulnerable/help-for-victims-of-domestic-and-sexual-abuse)

# Survey questions

## Crime in your local area



This part of the survey is about crime in your **local area**.

Your **local area** includes your street, neighbourhood and the area you live in.



**Question 1:** Which kinds of crime affect your local area the most?

☐

Murder and **manslaughter**.

**Manslaughter** is when a person kills someone else, but did not mean to kill them.

☐

Sexual crimes, like forcing someone to have sex or sharing illegal sexual pictures online.

☐

Crimes to do with weapons, like knives and guns.

*There are more answers on the next page.*

☐

Crimes by gangs.

☐

Selling or taking drugs.

☐

**Domestic abuse** - this is when someone is harmed by a family member or someone they live with.

☐

**Assault** - this is when someone hurts another person, or says they will hurt them.

☐

**Robbery** - This is stealing someone's things by using force.

☐

**Theft** - This is stealing someone's things, without using force.

☐

**Burglary** - This is breaking into a place to steal something or cause harm.

☐

Damaging things and setting things on fire.

☐

Stealing from shops.

*There are more answers on the next page.*

☐

**Harassment and stalking.**

**Harassment** is behaviour that bothers or upsets someone.

**Stalking** is when someone keeps harassing or following you, when you do not want them to.

☐

**Public order offences** - these are things like violence or anti-social behaviour in public places.

☐

I do not want to say.

☐

I do not know.

☐

Something else - please say:





**Question 2:** Which kinds of anti-social behaviour do you think affect your local area the most?

☐

Groups or gangs spending lots of time on the streets.

☐

Bad behaviour from drinking alcohol.

☐

People damaging things or doing **graffiti**.

**Graffiti** is when someone writes, draws or paints on something like a wall, without permission.

☐

People behaving in a way that is not fair to other people in a public space.

☐

People using, buying or selling drugs.

☐

People saying mean things or making other people feel scared or unsafe.

*There are more answers on the next page.*

☐

People not picking up rubbish or dog poo.

☐

People behaving in a way that affects their neighbours, like playing very loud music.

☐

Problems with vehicles in your local area.

☐

Problems from homeless people or people begging for money.

☐

People doing sexual things in public, in a way that is wrong.

☐

Dogs behaving in a dangerous way.

☐

I do not know.

☐

I do not want to say.

☐

Something else - please say:



**Question 3:** What do you think are the main causes of crime in your local area?

*You can tick more than 1 box.*

☐

People being too poor or not having what they need to live.

☐

People wanting to copy their friends.

☐

Not enough chances for people to get education or jobs.

☐

Mental health issues.

☐

Drugs or alcohol.

☐

People living in places that are not well looked after.

☐

People seeing violence when they are children or teenagers.

☐

Not enough chances in life or activities for children and young people.

*There are more answers on the next page.*

☐

I do not know.

☐

I do not want to say.



**Question 4:** How much do you think the amount of crime in your local area has changed in the last few years?

☐

There is a lot more crime now.

☐

There is a bit more crime now.

☐

There is the same amount of crime now as there was a few years ago.

☐

There is a bit less crime now.

☐

There is a lot less crime now.

# Feeling safe



**Question 5:** We want to know how safe you feel in different places in Norfolk.



Please give a score from 1 to 5 to tell us how safe you feel in the places below.

1 means you feel very unsafe and 5 means you feel very safe.



Out of 5, how safe do you feel at home in the day?

1

2

3

4

5



Out of 5, how safe do you feel at home at night?

1

2

3

4

5



Out of 5, how safe do you feel outside in your local area in the day?

1

2

3

4

5



Out of 5, how safe do you feel outside in your local area at night?

1

2

3

4

5



Out of 5, how safe do you feel on public transport in Norfolk?

1

☐

2

☐

3

☐

4

☐

5

☐

Out of 5, how safe do you feel in parks or public spaces in Norfolk?

1

☐

2

☐

3

☐

4

☐

5

☐

Out of 5, how safe do you feel in shopping areas and shopping centres in Norfolk?

1

☐

2

☐

3

☐

4

☐

5

☐



Out of 5, how safe do you feel near bars and clubs in Norfolk?

1

☐

2

☐

3

☐

4

☐

5

☐

Out of 5, how safe do you feel in car parks in Norfolk?

1

☐

2

☐

3

☐

4

☐

5

☐





**Question 6:** Use the boxes below to tell us if there certain places in Norfolk where you feel unsafe.

*Please write up to 3 places.*

Place 1:

Place 2:

Place 3:

# Reporting and support



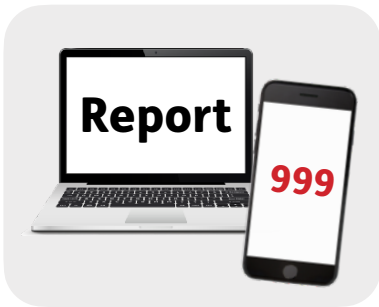
**Question 7:** Do you know how to report anti-social behaviour?

☐

Yes.

☐

No.



**Question 8:** Which ways of reporting a crime or anti-social behaviour have you heard about?

☐

Emergency phone number (999).

☐

Non-emergency phone number (101).

☐

Making an online report to Norfolk Police.

☐

**Crimestoppers.**

**Crimestoppers** is a charity that lets you make a report without saying who you are.



**Question 9:** Do you know where to get support if you are affected by a crime?

☐

Yes.

☐

No.

☐

I do not know.

☐

I do not want to say.

# What should happen next



**Question 10:** What would you like to have in your local area to help stop crime from happening?

*You can tick more than 1 box.*

☐

More CCTV cameras.

☐

More street lights.

☐

New **alley gates** - These are gates that lock on their own and lead to areas where lots of people live.

☐

Better security for homes.

☐

**Property marking** - This is putting marks on things you own to stop people from stealing them.

☐

**Neighbourhood Watch groups.**

**Neighbourhood Watch groups** are groups where neighbours work together to help keep their neighbourhood safe.

*There are more answers on the next page.*

- ☐ Training to help more people understand how to stop crime from happening.
- ☐ Officers and wardens in the area that everyone can see.
- ☐ Training about how to deal with crime.
- ☐ More information to help people understand how to report anti-social behaviour.
- ☐ More information to help more people understand how to get support.
- ☐ More information about what to do if you see sexual abuse happening.
- ☐ I do not want any of these things in my local area.
- ☐ I do not know.
- ☐ I do not want to say.

# Questions about you



We want to make sure we hear from lots of different groups of people.



Answering these questions will help us to check who we have heard from.



You do not have to answer any of these questions if you do not want to.



**Question 11:** Which part of Norfolk do you live in?

☐

Great Yarmouth.

☐

Kings Lynn and West Norfolk.

☐

Norwich.

☐

Broadland.

☐

South Norfolk.

☐


Breckland.

☐

North Norfolk.

☐

I do not know.



## Question 12: How old are you?

*Please tick one box below*

☐

Under 16.

☐

16 to 24.

☐

25 to 34.

☐

35 to 44.

☐

45 to 54.

☐

55 to 64.

☐

65 to 74.

☐

75 to 84.

☐

85 or over.





**Question 13:** What is your **sex**?

At birth, people are given a **sex** as either female or male.

☐


Male.

☐

Female.

☐

I do not want to say.



**Question 14:** Is your **gender** the same as the sex you were registered with at birth?

Your **gender** is how you think of yourself.

Most people think of themselves as a man or woman.

Some people may feel themselves to be different to the sex they were given at birth.

☐

Yes.

☐

No.

☐

I do not want to say.


☐

I use a different word - please tell us here:



### Question 15: What is your **ethnic group**?

Your **ethnic group** means your race, background or where your family comes from.



#### **Asian or Asian British**

☐

Bangladeshi.

☐

Chinese.

☐

Indian.

☐

Pakistani.

☐

Another Asian background.



#### **Black or Black British**

☐

African.

☐

Caribbean.

☐

Any other Black background.



### **Mixed or more than one ethnic group**

☐

White and Asian.

☐

White and Black African.

☐

White and Black Caribbean.

☐

Any other mixed background.



### **White**

☐

English, Welsh, Scottish, British or Northern Irish.

☐

White Irish.

☐

White Gypsy or Irish Traveller.

☐

Other white background.



### Other ethnic group

☐

Arab.

☐

I do not want to say.

☐

Another ethnic group.

☐

I do not want to say.

If your ethnic group is not on this list,  
please write it in the box below:



**Question 16:** Do you have a disability?

☐


Yes - please tell us about your disability in the box below:

☐

No.

☐

I do not want to say.



**Question 17:** What is your sexuality?

This means who you are attracted to, like men, women or both.

☐

**Bisexual** - this means you are attracted to men and women.

☐

**Gay or Lesbian** - this means you are attracted to people of the same gender as you.

☐

**Heterosexual or Straight** - this means you are attracted to people of the opposite gender.

☐

I do not want to say.

☐

Other sexuality - please tell us more below:



**Question 18:** What is your religion?

☐

No religion.

☐

Buddhist.

☐

Christian.

☐

Hindu.

☐

Jewish.

☐

Muslim.

☐

Sikh.

☐

I do not want to say.

☐

Other religion - please tell us more below:



# Thank you



Thank you for filling out this survey.



If you want, you can also fill in this survey to say what you think about this Easy Read survey:

[info.easy-read-online.co.uk/easy-read-feedback-survey](http://info.easy-read-online.co.uk/easy-read-feedback-survey)